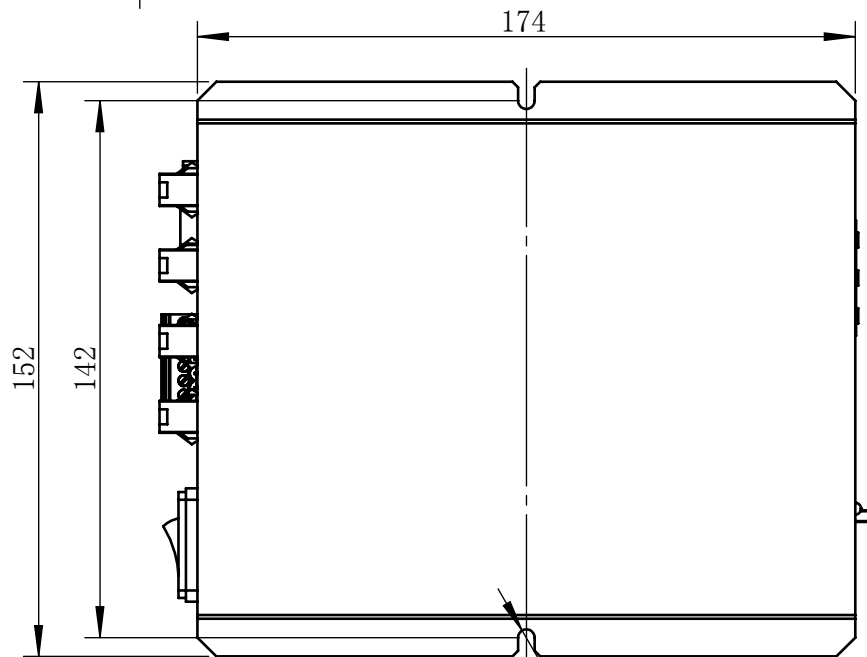
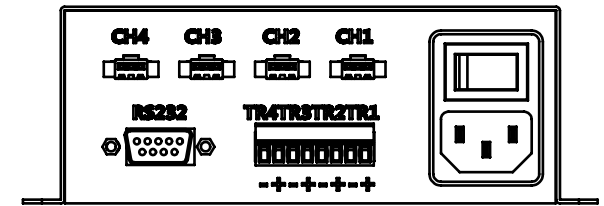
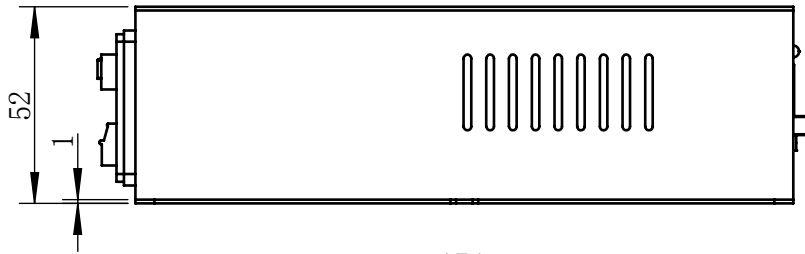
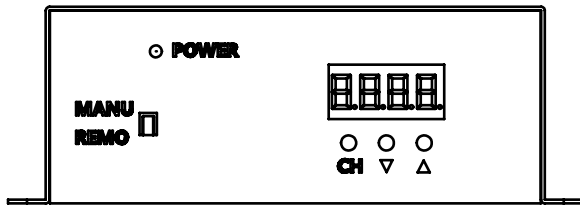


Input voltage	AC 220V
Output voltage	DC 24V
channels	4CH
Output power	24W/CH
Weight	About 1040g



R2.2 贯穿



视角	
未标注尺寸公差 按标准公差等级	IT13
设计	Timmy
审核	
图纸大小	A4
日期	2020/01/01



上海楷威光电科技有限公司
Shanghai K-WELL Photoelectric Technology Co.,Ltd.

KPD-4A4C-24V

比例	1:2	第 张 共 张	版本	V2.0.1
未经允许严禁复制 Copyright (c) kwell-mv.com				